

Mesh operator seating

Tech Series



- HZ900MJ: Operator chair**
- ~ Standard operator mechanism with 'J' back bar
 - ~ Pneumatic height adjustment
 - ~ Generous size seat cushion with molded injection foam



- HZ901MJ: Mid back task chair**
- ~ Standard operator mechanism with 'J' back bar
 - ~ Pneumatic height adjustment
 - ~ Back height adjustment
 - ~ Injection molded foam
 - ~ Ratchet back height adjustment











- HZ902MMF:
Multi function operator chair**
- ~ Pneumatic height adjustment
 - ~ Seat angle adjustment
 - ~ Ratchet back height adjustment
 - ~ Back angle adjustment
 - ~ Molded injection foam

.....
HORIZON
SEATING

Dimensions

Model	Seat Height	Seat Width	Seat Depth	Back Height	Back Width	Overall Height
900MJ	17-22"	19.7"	18"	15"	17"	32-37"
901MJ	17.7-22.8"	18.5"	18"	19"	17.3"	35.4-40.5"
902MMF	17.7-22.8"	18.5"	18"	19"	17.3"	35.4-40.5"

Specifications are subject to change without notice. All measurements approximate ± 1/2" E.&O.E.

900MJ 901MJ 902MMF	Functions	900MJ 901MJ 902MMF	Functions
● ● ●	 <p>Seat Height Adjustment The seat height can be adjusted to any position in the range. When seated, your feet should always rest flat on the floor thereby avoiding stress on the hips and lower back.</p>	● ● ●	 <p>Properly Contoured Cushions Cushions shaped to best fit the contours of the body reduce pressure points, and provide support and comfort for long periods of sitting.</p>
● ●	 <p>Ratchet Back Height Adjustment Raise or lower the back to position the support where you need it. Lumbar support is critical to seating comfort.</p>	● ● ●	 <p>Waterfall Seat Designed to provide full support to the thigh while avoiding pressure behind the knee that can restrict circulation. Proper circulation is vital for seating comfort.</p>
● ●	 <p>Seat Depth Adjustment Seat depth can be adjusted to accommodate your dimensions. The lower back is in contact with the backrest but the back of the knee is not pressed against the seat cushion.</p>	● ● ●	 <p>Back Angle Adjustment Adjust the angle of your upper body (either independently or with the seat angle adjustment), this keeps your back muscles relaxed and avoids pressure on the discs.</p>
●	 <p>Forward Seat Angle Adjustment To avoid disc pressure, the seat of the chair can be adjusted (either independently or with the back adjustment) to change the angle of your thighs to the floor.</p>	● ● ●	 <p>Seat Swivel 360° seat swivel allows for dynamic body movement and workplace efficiency.</p>



The contoured back provides superior support for the back and lumbar area.



Tech Series 900MJ



Tech Series 901MJ



Tech Series 902MMF

.....
HORIZON SEATING

www.horizonseating.com

Canada & USA

Phone: 604.421.9898
Toll Free: 800.808.9878
Fax: 604.421.9818
E Mail: info@horizonseating.com

Contact your local Horizon representative or customer service for more information and details on any Horizon Seating products.