

Multi-use polished mesh seating

Tech Series



HZ940PM: Guest / side chair

- ~ Modern cantilever styled base
- ~ Rounded epoxy tubing
- ~ Floor saving glides
- ~ Ratchet back height adjustment



HZ941PM: Multi function task chair

- ~ Adjustable arms, height and width
- ~ Multifunction mechanism
- ~ Seat angle adjustment
- ~ Pneumatic height adjustment
- ~ Ratchet back-height adjustment



HZ944PM: Mid back tilter













- ~ Adjustable arms, height and width
- ~ Tilter mechanism with 3 position lock
- ~ Pneumatic height adjustment
- ~ Ratchet back-height adjustment

.....
HORIZON
SEATING

Dimensions

Model	Seat Height	Seat Width	Seat Depth	Back Height	Back Width	Overall Height
940PM	18"	20"	18"	20"	19.7"	37-39"
941PM	17.75-21.25"	20"	18."	20"	20"	37-39"
944PM	17.75-21.35"	20.5"	18.5"	20"	19.7"	38-41"

Specifications are subject to change without notice. All measurements approximate ± 1/2" E.&O.E.

940PM 941PM 944PM	Functions	940PM 941PM 944PM	Functions
●	 <p>Tension Adjustment Tension can be adjusted to best suit your body weight and allows you to tilt or rock comfortably.</p>	● ●	 <p>Arm Height Adjustment The arms can be height adjusted to keep your forearm at a right angle to your shoulder. This will keep your shoulders and neck muscles relaxed.</p>
●	 <p>Tilt Lock The tilt angle can be locked to ensure a sitting position that offers comfort and support.</p>	● ● ●	 <p>Waterfall Seat Designed to provide full support to the thigh while avoiding pressure behind the knee that can restrict circulation. Proper circulation is vital for seating comfort.</p>
● ● ●	 <p>Seat Height Adjustment The seat height can be adjusted to any position in the range. When seated, your feet should always rest flat on the floor thereby avoiding stress on the hips and lower back.</p>	● ● ●	 <p>Properly Contoured Cushions Cushions shaped to best fit the contours of the body reduce pressure points, and provide support and comfort for long periods of sitting.</p>
● ● ●	 <p>Ratchet Back Height Adjustment Raise or lower the back to position the support where you need it. Lumbar support is critical to seating comfort.</p>	● ●	 <p>Width Adjustable Arms Increases the distance between the seat cushion and the arm. To optimize comfort and support, arms should rest at shoulder width.</p>
● ●	 <p>Forward Seat Angle Adjustment To avoid disc pressure, the seat of the chair can be adjusted (either independently or with the back adjustment) to change the angle of your thighs to the floor.</p>	● ● ●	 <p>Center-Tilt The pivot point for the tilt function is placed in the center of the chair, tilting is relaxing and can reduce pressure on the back and increase leg circulation.</p>
● ●	 <p>Back Angle Adjustment Adjust the angle of your upper body (either independently or with the seat angle adjustment), this keeps your back muscles relaxed and avoids pressure on the discs.</p>	● ● ●	 <p>Seat Swivel 360° seat swivel allows for dynamic body movement and workplace efficiency.</p>



Tech Series 941PM



Tech Series 944PM



The contoured back provides superior support for the back and lumbar area.

.....
HORIZON SEATING

www.horizonseating.com

Canada & USA

Phone: 604.421.9898
Toll Free: 800.808.9878
Fax: 604.421.9818
E Mail: info@horizonseating.com

Contact your local Horizon representative or customer service for more information and details on any Horizon Seating products.